

# **This Paper Towel Dispenser has been upgraded with ClapAction® Technology**



## **CONTROL WITH ClapAction® IS EASY**

**1**

Stand close to Paper Towel Dispenser

**2**

Clap the Dispensing Command:  
“Three Rapid Hand Claps”

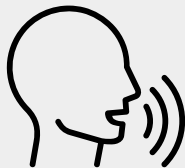
**3**

Repeat the Command for additional  
Paper Towels

RG Advanced Systems® proprietary ClapAction® technology is currently in LEARNING MODE. You may need to repeat your command several times while the equipment attempts to understand the command while completing the LEARNING MODE steps.

**© RG Advanced Systems**

**This toilet has been  
upgraded with VoiceAction®  
Technology**



## **CONTROL WITH VoiceAction® IS EASY**

**1**

Exit the Toilet Stall

**2**

In a loud voice say the command  
“Stall number 3, flush now”

**3**

Be certain you use the correct stall  
number.

RG Advanced Systems® proprietary VoiceAction® technology is currently in LEARNING MODE. You may need to repeat your command several times while the equipment attempts to understand the command while completing the LEARNING MODE steps.

**© RG Advanced Systems**

**This Printer/Copier has been  
upgraded with VoiceAction®  
Technology**



## **CONTROL WITH VoiceAction® IS EASY**

**1**

Check the copier is not currently in use.

**2**

Say Printer Command, slowly.

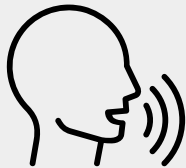
**3**

Commands include “Print,”  
“Copy,” “Collate.”

RG Advanced Systems® proprietary VoiceAction® technology is currently in LEARNING MODE. You may need to repeat your command several times while the equipment attempts to understand the command while completing the LEARNING MODE steps.

**© RG Advanced Systems**

**This Time Clock has been  
upgraded with VoiceAction®  
Technology**



## **CONTROL WITH VoiceAction® IS EASY**

**1**

Stand in front of Time Clock.

**2**

Say Time Clock Command, slowly.

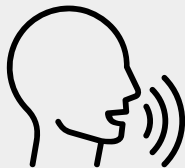
**3**

Commands include “Start Shift,”  
“End Shift,” “Start Break,” “End  
Break.”

RG Advanced Systems© proprietary VoiceAction® technology is currently in LEARNING MODE. You may need to repeat your command several times while the equipment attempts to understand the command while completing the LEARNING MODE steps.

**© RG Advanced Systems**

# **This Microwave Oven as been upgraded with VoiceAction® Technology**



## **CONTROL WITH VoiceAction® IS EASY**

**1**

Place food in microwave, covered.

**2**

Speak the command slowly. All regular commands are now voice activated.

**3**

Commands include “Reheat 1 minute,” “Reheat 2 minutes,” “Cook 1 minute,” etc.

RG Advanced Systems® proprietary VoiceAction® technology is currently in LEARNING MODE. You may need to repeat your command several times while the equipment attempts to understand the command while completing the LEARNING MODE steps.

**© RG Advanced Systems**

# **This Door has been upgraded with ClapAction® Technology**



## **CONTROL WITH ClapAction® IS EASY**

**1**

Stand to the right of the door

**2**

Clap the ‘Door Open’ Command:  
“Three Rapid Hand Claps”

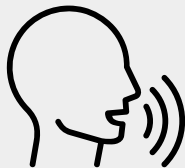
**3**

The door will automatically close  
after 30 seconds unless re-activated

RG Advanced Systems® proprietary ClapAction® technology is currently in LEARNING MODE. You may need to repeat your command several times while the equipment attempts to understand the command while completing the LEARNING MODE steps.

**© RG Advanced Systems**

# **This Elevator has been upgraded with VoiceAction® Technology**



## **CONTROL WITH VoiceAction® IS EASY**

**1**

Stand to right of operating elevator

**2**

Speak the 'Call Elevator' command slowly. All elevator commands are now voice activated.

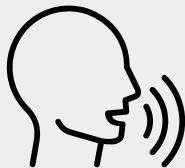
**3**

Commands include "Open," "Close," "Go to floor number"

RG Advanced Systems© proprietary VoiceAction® technology is currently in LEARNING MODE. You may need to repeat your command several times while the equipment attempts to understand the command while completing the LEARNING MODE steps.

# **© RG Advanced Systems**

# **This Mailbox has been upgraded with VoiceAction® Technology**



## **CONTROL WITH VoiceAction® IS EASY**

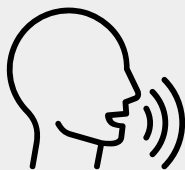
- 1** Stand to right of the mailbox rack
- 2** Speak the 'Mailbox' opener command slowly, "Mailbox Open" and your box number
- 3** Mailbox door will open when command is properly repeated.

RG Advanced Systems© proprietary VoiceAction® technology is currently in LEARNING MODE. You may need to repeat your command several times while the equipment attempts to understand the command while completing the LEARNING MODE steps.

**© RG Advanced Systems**



# **This Hand Soap Dispenser has been upgraded with VoiceAction® Technology**



## **CONTROL WITH VoiceAction® IS EASY**

**1**

Stand in front of the soap dispenser

**2**

Speak the 'Soap Dispenser' command.

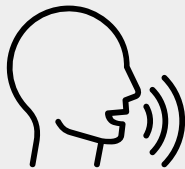
**3**

The Soap Dispenser will release a pea-sized amount of hand soap.

RG Advanced Systems© proprietary VoiceAction® technology is currently in LEARNING MODE. You may need to repeat your command several times while the equipment attempts to understand the command while completing the LEARNING MODE steps.

**© RG Advanced Systems**

**All Office Lights have been  
upgraded with VoiceAction®  
Technology**



## **CONTROL WITH VoiceAction® IS EASY**

**1**

Stand within 4 feet of the light

**2**

Speak a 'Light' command

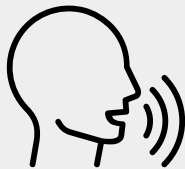
**3**

Commands include: "On," "Off,"  
"Dim 20%," "Brighten 20%," etc.

RG Advanced Systems® proprietary VoiceAction® technology is currently in LEARNING MODE. You may need to repeat your command several times while the equipment attempts to understand the command while completing the LEARNING MODE steps.

**© RG Advanced Systems**

# The Furnace been upgraded with VoiceAction® Technology



## CONTROL WITH VoiceAction® IS EASY

**1**

Stand within 4 feet of the temperature module

**2**

Speak a 'Furnace' command

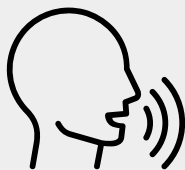
**3**

Commands include: "Increase (Decrease) temperature 5 degrees", etc.

RG Advanced Systems® proprietary VoiceAction® technology is currently in LEARNING MODE. You may need to repeat your command several times while the equipment attempts to understand the command while completing the LEARNING MODE steps.

**© RG Advanced Systems**

# The Air Conditioning has been upgraded with VoiceAction® Technology



## CONTROL WITH VoiceAction® IS EASY

**1**

Stand within 4 feet of the temperature module

**2**

Speak an 'Air Conditioning' command

**3**

Commands include: "Increase (Decrease) temperature 5 degrees", etc.

RG Advanced Systems® proprietary VoiceAction® technology is currently in LEARNING MODE. You may need to repeat your command several times while the equipment attempts to understand the command while completing the LEARNING MODE steps.

**© RG Advanced Systems**



